

# Peterborough Police Service

## 2021 Third Quarter Snapshot

# PETERBOROUGH

July 1, 2021 to September 30, 2021



# 11,360

 Calls for Service

## 3,907

Criminal Calls

## 7,453

Non-Offence Calls

Central Area

North End

West End

South/East End



Stats below are for #ptbo #lakefield #cavanmonaghan

# 33.1%

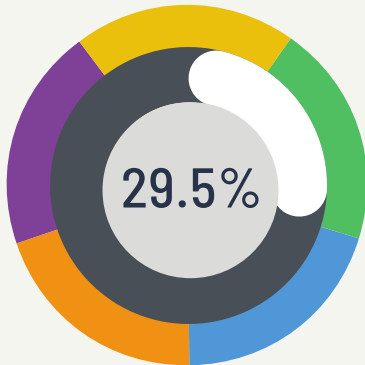
Motor Vehicle Collisions  
534 Q3 2021 v 401 Q3 2020



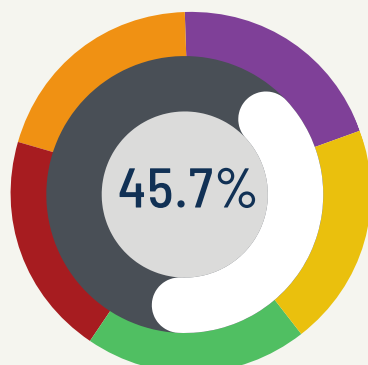
# 2.6%

Robberies  
38 Q3 2021 v 39 Q3 2020

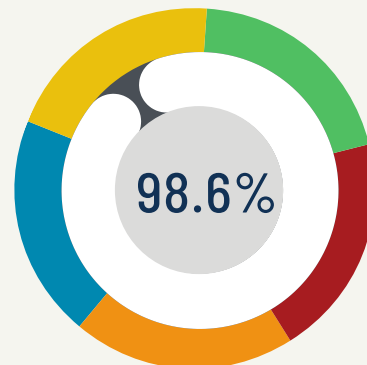
### Clearance Rates Q3 2021



Break & Enters



Overall\*



Drug Investigations

\*Since 2018 Criminal Offences have been stable (at just over 4,000) while non-offence calls have increased by almost 5,000

# 27

Official Complaints to  
Professional Standards Office

3 Public; 6 Internal; 18 Local

# 2.2%

Frauds

364 Q3 2021 v 356 Q3 2020

### Non-Offence Calls % Increases Q3 2021 v Q3 2020

